

Contents: Ketso8

Ketso8 contains everything you need to run a workshop with up to 8 participants.



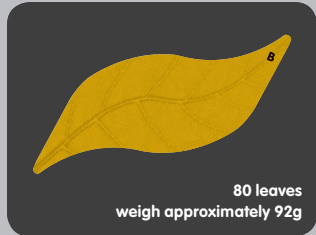
Ketso is a social enterprise, providing ethical work opportunities to disadvantaged people in the UK and internationally.



The jute carrying bags are made in Kolkata, on foot powered sewing machines in a factory certified by the Ethical Trading Initiative.

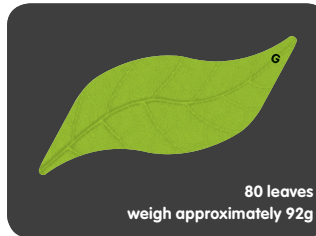


- bag of 80* brown leaves and 10 pens **x 1**

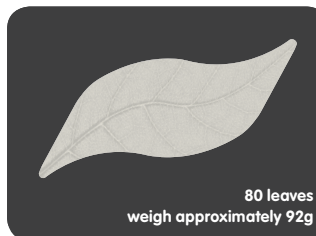


* please note number of leaves may vary slightly

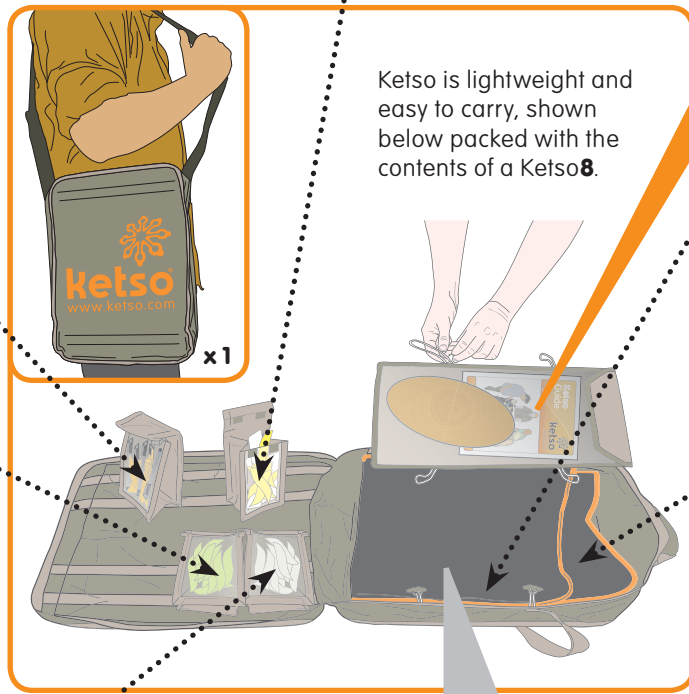

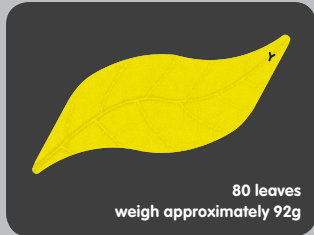
- bag of 80* green leaves **x 1**



- bag of 80* grey leaves **x 1**




- bag of 80* yellow leaves and 80* comments cards **x 1**



Ketso is lightweight and easy to carry, shown below packed with the contents of a Ketso8.

Items stored on the felt workspaces: see reverse side for packing layout on felt

- centrepiece **x 1**




- 9 felt branches and ovals **x 1**




Ketso is designed to fold up with the branches and legend in place, ready to go.

After use, simply move the centerpiece to the side so the felt can be folded, acting as a portable record of workshop outputs.

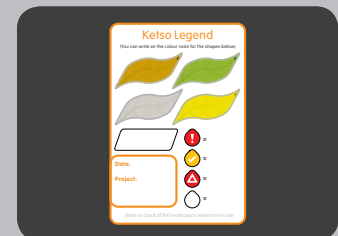
- felt workspace **x 1**



- felt grid **x 1**



- legend **x 2**



Items stored in transparent pocket: The pocket is attached to toggles in the bag and holds the felts in place.


- User guide and Contents **x 1**




- Set of 4 types of icons (contained in icon holder) **x 1**



- Ketso planner **x 1**



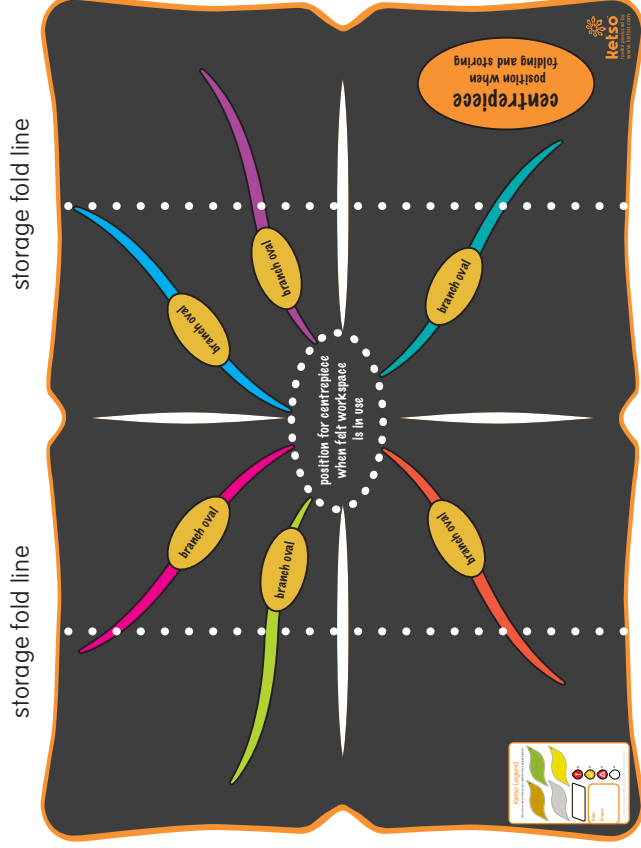
- Spare centrepiece **x 1**



felt workspace storage and folding layout

FRONT:

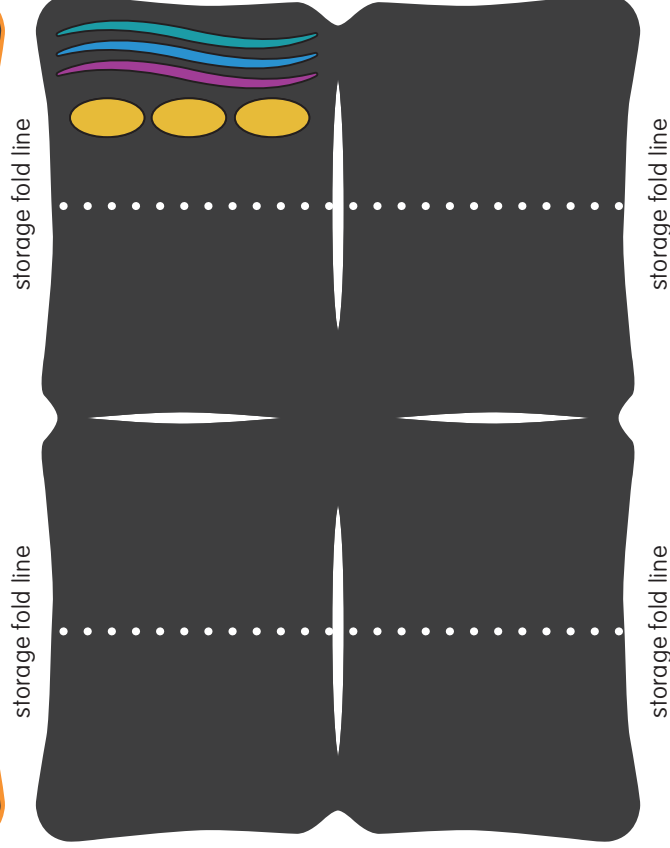
This illustrates how to position your kit components so they are ready to use, and easy to fold and store



Ensure all branch ovals are clear of the storage fold lines as indicated


REVERSE:

This illustrates where to position your spare kit components (on the reverse side of the felt workspace) when not in use



Ensure all branch ovals are clear of the storage fold lines as indicated

icon holder layout



This illustration shows how to order your icons in the icon holder when they are not in use on the felt workspace

