

Contents: Ketso24

Ketso24 contains everything you need to run a workshop with up to 24 participants.



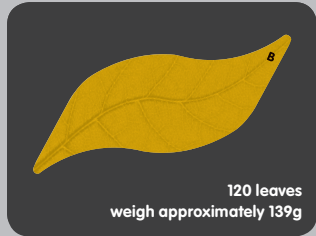
Ketso is a social enterprise, providing ethical work opportunities to disadvantaged people in the UK and internationally.



The jute carrying bags are made in Kolkata, on foot powered sewing machines in a factory certified by the Ethical Trading Initiative.

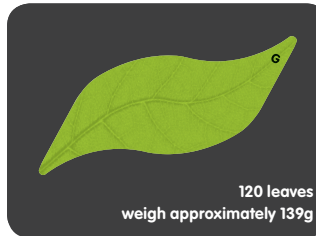


- bag of 120* brown leaves and 15 pens **x 2**

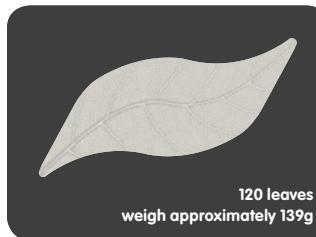


* please note number of leaves may vary slightly

- bag of 120* green leaves **x 2**



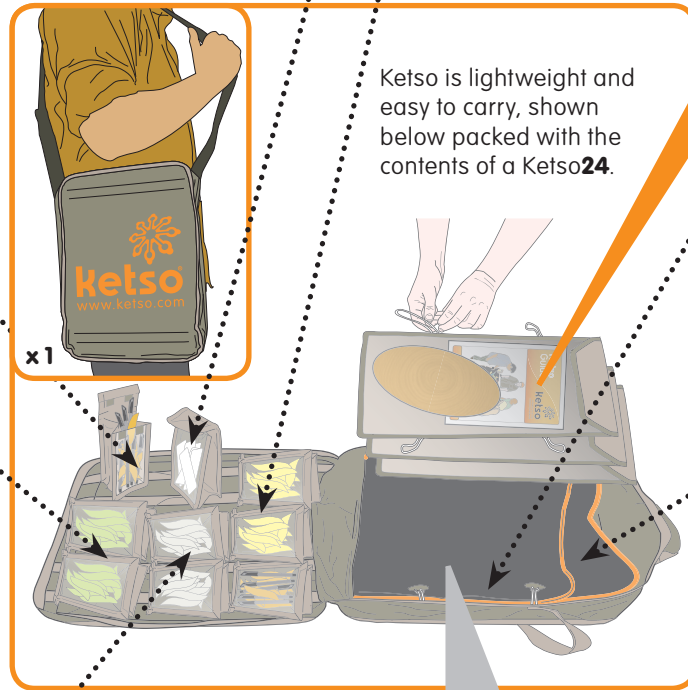
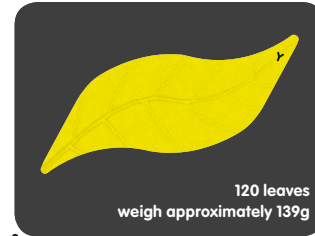
- bag of 120* grey leaves **x 2**



- bag of 240* comments cards **x 1**



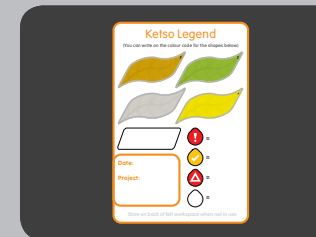

- bag of 120* yellow leaves **x 2**



Ketso is lightweight and easy to carry, shown below packed with the contents of a Ketso24.

Items stored on the felt workspaces: see reverse side for packing layout on felt


- centrepiece **x 3**
- 9 felt branches and ovals **x 3**
- legend **x 4**




Ketso is designed to fold up with the branches and legend in place, ready to go.

After use, simply move the centerpiece to the side so the felt can be folded, acting as a portable record of workshop outputs.

- felt workspace **x 3**



- felt grid **x 1**



Items stored in transparent pockets: The pockets are attached to toggles in the bag and holds the felts in place.

- User guide and Contents **x 1**




- Set of 4 types of icons (contained in icon holder) **x 3**



- Ketso planner **x 3**



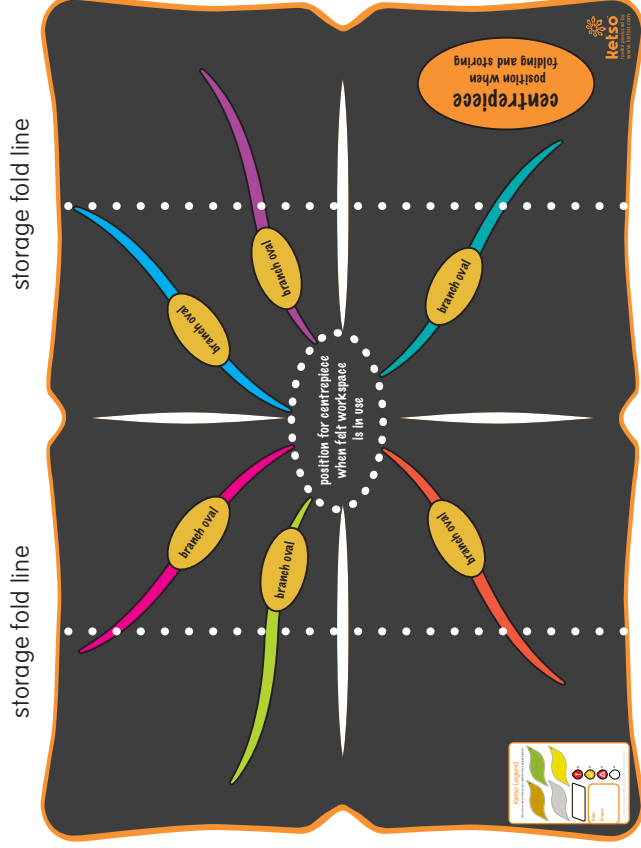
- Spare centrepiece **x 1**



felt workspace storage and folding layout

FRONT:

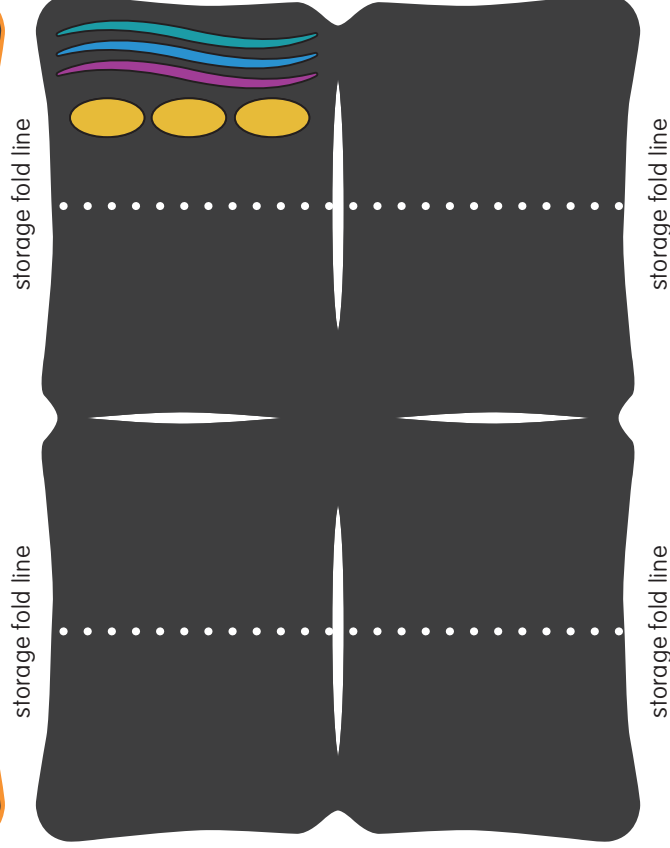
This illustrates how to position your kit components so they are ready to use, and easy to fold and store



Ensure all branch ovals are clear of the storage fold lines as indicated


REVERSE:

This illustrates where to position your spare kit components (on the reverse side of the felt workspace) when not in use



Ensure all branch ovals are clear of the storage fold lines as indicated

icon holder layout



This illustration shows how to order your icons in the icon holder when they are not in use on the felt workspace

